


FOR OPTIMAL PERFORMANCE:


Perform this check when air filter changes become more frequent than normal, or when the pre-cleaner is suspected of underperforming.

3-STEP DIAGNOSTIC CHECKLIST


1 **Check Dust Ejector Ports (4 total)**
At ~1,000 RPM, feel for airflow under each ejector vent. *(small airflow at idle)*
If clogged: Pick out debris with a pick or blow out debris with compressed air.
Est. time: 5–10 min.
For more information, reference **FSB26-001**



2 **Check HD Pre-Screen**
Remove and inspect for clogging or damage.
If dirty/clogged: Clean with soap and water or solvent. Reinstall once fully dry. Replace if damaged.
Est. time: 5–10 min.
For more information, reference **FSB26-002**



3 **Check Spinner**
Flip unit upside down; spin by hand.
Must spin freely for **10–20 seconds**.
If seized: Replace spinner (contact EcoPro for replacement procedure).
Est. time: 5–10 min.
For more information, reference **FSB26-003**



MAINTENANCE SCHEDULE — BY OPERATING CONDITION

COMPONENT	STANDARD CONDITIONS	HEAVY CONDITIONS	EXTREME CONDITIONS
Ejector Ports (x4) & HD Pre-Screen	Annually ~2000 to 4000 hours	Semi-Annually ~1000 to 2000 hours	Monthly ~250 to 500 hours
Spinner	~Half of Machine Life ~7500 hours	Annually ~2000 to 4000 hours	Quarterly ~500 to 1000 hours

Questions or need parts? Contact EcoPro Corp for machine-specific instructions, replacement parts, or warranty claims *(2-year warranty on all Turbo II HD units)*.